


Alcon Vision Suite

Alcon Vision Suite represents Alcon's seamless ecosystem designed to power the eye care surgeon's practice by bringing together the industry's most comprehensive operating room suite with clinical diagnostics, digital solutions, plus first-class training and services¹




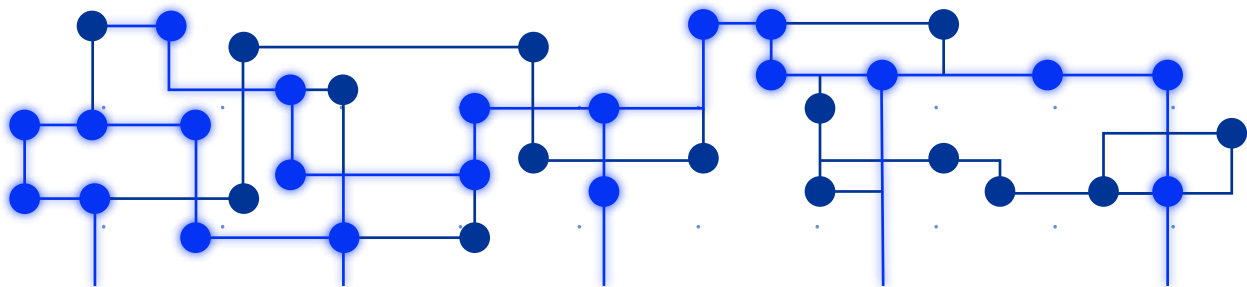
Complete
product offering



Seamlessly **Connected**
from clinic to OR



By your side to
deliver the best **Care**



ARGOS® Biometer

Biometry and surgical planning integrated with your health record for empowered decisions and confident surgery²



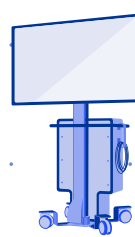
Digital Marker M

Image guidance overlays working with most microscope brands for surgical precision³



LuxOR® Revalia™

Advanced microscope displaying image guidance overlays and phaco parameters⁴



NGENUITY® 3D Visualization System

Enables true 3D digital visualization working with most common microscope brands⁵



Centurion® Vision System with Active Sentry®

In Cataract Surgery, More Physiological IOP Matters. Full control of procedure and image guidance with one foot-pedal⁶

References

1. Market Scope. 2020 Ophthalmic Diagnostic Equipment Report: A Global Analysis for 2019 to 2025.
2. ARGOS® Biometer Operator's Manual. 2019.
3. VERION® Digital Marker M Operator's Manual. 2020
4. LuxOR® Revalia™ (LX3 LED) Ophthalmic Microscope Operator's Manual, 2019.
5. NGENUITY® 3D Visualization System Operator's Manual 2021 (Version 1.4).
6. CENTURION® Vision System – Active Sentry Console Operator's Manual 2022.

Please refer to relevant product direction for use for list of indications, contraindications and warnings. For healthcare professionals only.